



# Extended Producer Responsibility in British Columbia

Environmental Managers Association  
April 16, 2015

*Presented by:*

Lucas Harris, Senior Policy Analyst  
Waste Prevention Branch

# THE PROBLEM WITH WASTE...



# EXTENDED PRODUCER RESPONSIBILITY (EPR)



*"A management system based on industry and consumers taking life-cycle responsibility for the products they produce and use"*

— Organisation for Economic Co-operation and Development

# THE OBJECTIVES OF EPR...



# EPR IN BC: THE RECYCLING REGULATION (2004)



# RECYCLING REGULATION

PART 1: Producer

PART 2: Stewardship Plan

PART 3: Prescriptive Measures


Schedules: Product Categories

- 1) Beverage Containers
- 2) Residuals
- 3) Electronics
- 4) Tires
- 5) Packaging and Printed Paper





# GOAL POSTS

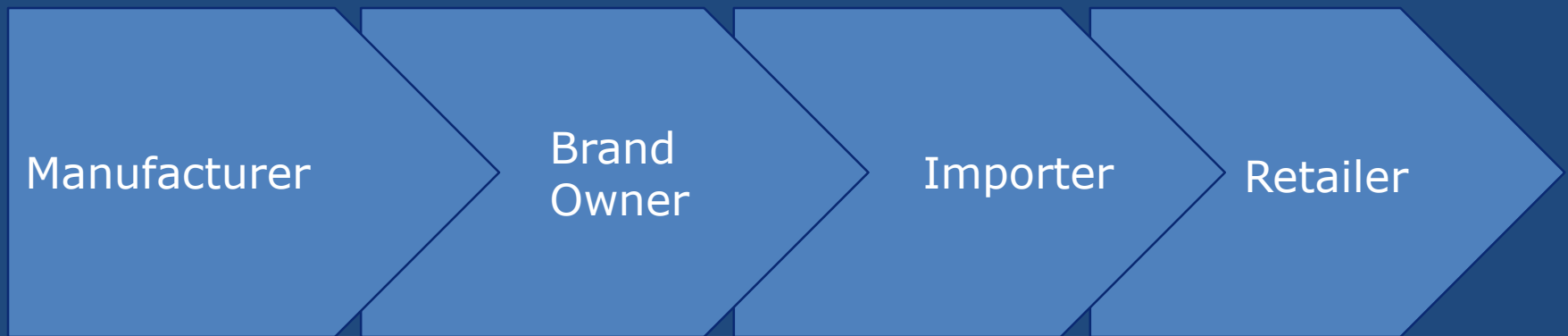


# PLAN APPROVAL

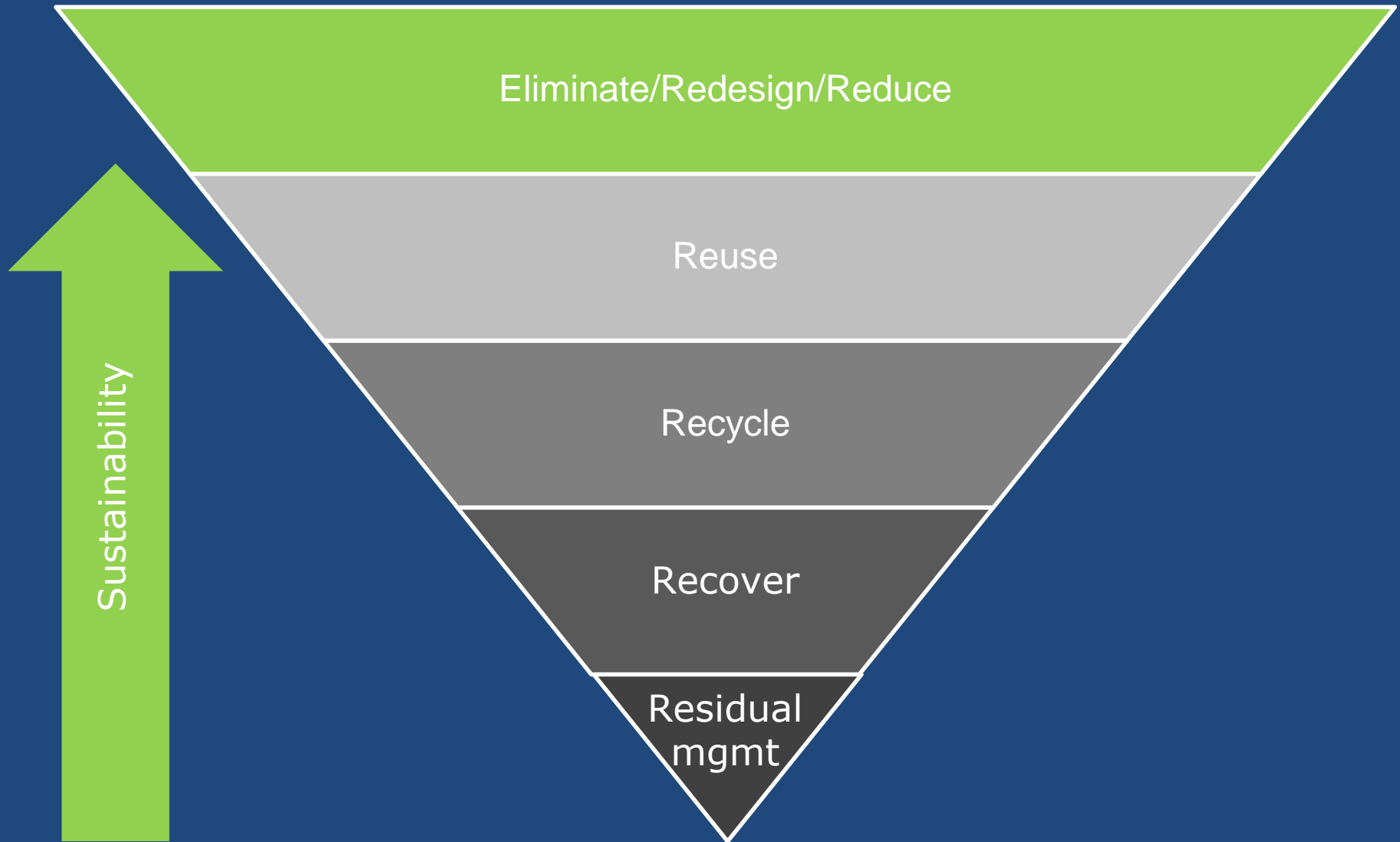




# OBLIGATED PARTY: THE 'PRODUCER'



# POLLUTION PREVENTION HIERARCHY



# PERFORMANCE MEASURES

- ✓ Product Recovery Target(s)
- ✓ Collection System
- ✓ Consumer Awareness
- ✓ Collection System Costs
- ✓ Stakeholder Consultation
- ✓ Dispute Resolution
- ✓ Life Cycle Management
- ✓ Pollution Prevention Hierarchy



# ROLES AND RESPONSIBILITIES

## CONSUMERS

- Participants



## PROVINCIAL GOVERNMENT

- Outcomes, plan approval
- Monitor, enforce

## INDUSTRY

- Collectors, service providers

## PRODUCERS

- Develop & consult on plans
- Achieve outcomes
- Demonstrate performance

## LOCAL GOVERNMENT

- Education and cooperation
- Optional service provider

# EPR BENEFITS

*Assessment of Economic and Environmental Impacts of EPR Programs in BC* by Morrison Hershfield

By 2022, B.C.'s EPR programs will have the following benefits:

Reduced waste costs	\$146.8 million
Landfill space saved	3,322,979 m <sup>3</sup>
Reduce GHG emissions	1,107,993 tonnes eCO <sub>2</sub>
Energy saved	12,929 GJ
Jobs created	7,700

# CANADA-WIDE ACTION PLAN FOR EPR (2009)

Provides all provinces and territories with a harmonized set of principles and a common schedule of products

## Phase 1 (by 2015)

- Packaging and printed paper materials
- Electronics and electrical
- Mercury-containing products (including lamps)
- Household hazardous and special wastes
- Automotive products

## Phase 2 (by 2017)

- Construction and demolition materials
- Furniture, textiles and carpet
- Appliances (including ODS)



# BC MOE SERVICE PLAN

- 2012/13 – 2014/15

## **Performance Measure 6: Completion of the Canada-wide Action Plan for Extended Producer Responsibility**

<b>Performance Measure</b>	<b>2011/12 Baseline</b>	<b>2012/13 Target</b>	<b>2013/14</b>	<b>2015/16</b>
Percentage of product sub-categories in the CAP for EPR	53%	68%	68%	79%

# EPR PROGRAM CATEGORIES\*

1. Paint (1994)
2. Pesticides (1996)
3. Gasoline (1996)
4. Solvents and flammable liquids (1996)
5. Pharmaceuticals (1996)
6. Beverage Cont. (1997)
7. Lubricating Oil (2003)
8. Tires (2007)
9. TV's, Computers (2007)
10. Batteries (2009)
11. Cell phones (2009)
12. Audio Visual (2010)
13. Thermostats (2010)
14. Fluorescent lamps (2010)
15. Car batteries (2011)
16. Smoke Detectors (2011)
17. Antifreeze (2011)
18. Small Appliances (2011)

\*There are 24 actual programs which vary slightly as some categories have multiple stewards and some stewards service multiple categories.

# EPR PROGRAM CATEGORIES

- 19. Electric/electronic tools (July 2012)
- 20. Automatic dispensers (July 2012)
- 21. Lighting Equipment (July 2012)
- 22. E-Toys (July 2012)
- 23. IT telecom. equipment (July 2012)
- 24. Monitoring/control Equip. (July 2012)
- 25. Packaging and Printed Paper (2014)

# EPR CANADA RANKINGS


RELEASED JULY 12, 2012

1	British Columbia	A-
2	Nova Scotia	B-
3	Manitoba	B-
4	Quebec	B-
5	Ontario	C+
6	PEI	C+
7	Alberta	C
8	Saskatchewan	C-
9	New Brunswick	C -
10	Newfoundland & Labrador	C-
11	Canada (federal gov't)	F

# PACKAGING AND PRINTED PAPER

Recycling Regulation amended in May 2011 to include Packaging and Printed Paper because:

- CCME Canada-wide Action Plan
- 16 UBCM resolutions
- Waste composition 20-30% PPP



# EPR FOR THE BLUE BOX

## BC will lead North America

- More materials accepted in the Blue Box – province wide
- Increase diversion from landfill – 52% to 75%
- Save \$80 - 100 M municipal taxpayer dollars / annually
- Reduction or elimination of unnecessary packaging



# FURTHER INFORMATION

- Lucas Harris: [Lucas.Harris@gov.bc.ca](mailto:Lucas.Harris@gov.bc.ca)
- BC Government EPR: [recycling.gov.bc.ca](http://recycling.gov.bc.ca)
- BC Stewardship Agencies: [bcstewards.com](http://bcstewards.com)